



# Scheme Exits Report

June 2025

A workers compensation and injury management scheme that works for all.

[workcover.wa.gov.au](http://workcover.wa.gov.au)





Scheme Exits Report: June 2025

Publication date: October 2025

Data extraction date: 22 October 2025

Queries should be directed to:

Data and Analytics Branch  
Corporate Services Division  
WorkCover WA

📞 Advice & Assistance: 1300 794 744  
✉️ [communications@workcover.wa.gov.au](mailto:communications@workcover.wa.gov.au)  
💻 [workcover.wa.gov.au](http://workcover.wa.gov.au)

© WorkCover WA, Government of Western Australia

There is no objection to this publication being copied in whole or part, provided there is due acknowledgement of any material quoted from this publication.

## Disclaimer

Due to the dynamic nature of workers compensation claims, the interpretation of data contained within this report (the data) must be undertaken with some caution. Data users are cautioned to carefully consider the provisional nature of the data before using it for decisions that concern personal or public safety or the conduct of business that involves substantial monetary or operational consequences.

The accuracy or reliability of the data is not guaranteed or warranted in any way. WorkCover WA has made a reasonable effort to ensure that the data is up-to-date, accurate, complete, and comprehensive at the time of disclosure. This data reflects data reported to this agency by insurers and self-insurers for the reporting periods indicated. Data users are responsible for ensuring by independent verification its accuracy, currency, or completeness.

Neither WorkCover WA, or its agencies or representatives, are responsible for data that is misinterpreted or altered in any way. Derived conclusions and analysis generated from this data are not to be considered attributable to WorkCover WA.

This data is provided as is and in no event shall WorkCover WA, its agencies or representatives be liable for any damages, including, without limitation, damages resulting from lost data or lost profits or revenue, the costs of recovering such data, the costs of substitute data, claims by third parties or for other similar costs, or any special, incidental, punitive or consequential damages, arising out of the use of the data.

Information concerning the accuracy and appropriate uses of the data or concerning other workers compensation data may be obtained by contacting WorkCover WA.

## Scheme Exits Report

WorkCover WA is the government agency responsible for overseeing the workers compensation and injury management scheme in Western Australia (WA), constituted under the *Workers Compensation and Injury Management Act 2023*.

WA operates a privately underwritten workers compensation scheme, where private insurance agencies are approved by WorkCover WA to provide workers compensation insurance to WA employers. Additionally, WorkCover WA also exempts large employers, who have the material and financial resources to cover their own liabilities from any workplace injuries that may occur, from having to obtain workers compensation insurance from an approved insurer. Exempt employers are commonly referred to as self-insurers. During the period referenced in this report, there were six approved insurers and 23 self-insurers operating within the WA workers compensation scheme.

Data from the Insurance Commission of Western Australia (ICWA) is also included in this report. ICWA manages workers compensation arrangements for WA government agencies. Although not an approved insurer within the WA workers compensation scheme, ICWA is considered to be more appropriately grouped with licensed insurers rather than self-insurers.

**The quarterly Scheme Exits Report measures trends and characteristics of finalised claims where claimants' injuries occurred over the past ten years. This report provides a summary of elements relating to claimants exiting the workers compensation scheme based on the initial finalisation date. The elements for analysis include:**

- Lump sum payments
- Claim costs
- Days lost
- Workplace rehabilitation services
- Legal services.

p. 5

6,978

Claims finalised

▲ +5.5% over 6 months  
▼ -0.9% over 12 months

New to closed claims ratio

1.03

Number more than one indicates more new claims lodged than finalised claims

▼ -5.2% over 6 months  
▲ +0.2% over 12 months

Average finalised claim cost

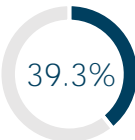
\$55,288

The two-year trend for average finalised claim cost decreased

▲ +17.5% over 6 months  
▲ +15.7% over 12 months

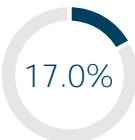
Service utilisation

p. 6



of lost-time claims had workplace rehabilitation services

▲ +1.3%p over 6 months  
▲ +2.2%p over 12 months



of claims had legal payments recorded

▲ +1.5%p over 6 months  
▼ -1.9%p over 12 months

p. 6

24.6% of claims finalised with a lump sum payment



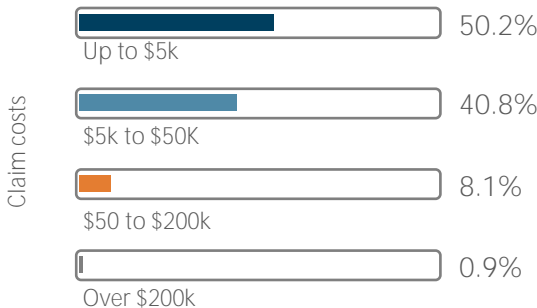
24.6%  
With lump sum

75.4%  
Without lump sum

p. 7 & 8

5,262 claims finalised without lump sum

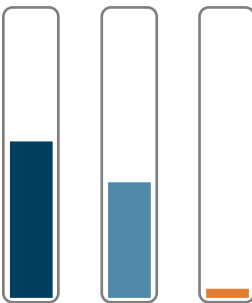
▲ +3.2% over 6 months    ▲ +0.7% over 12 months



p. 7 & 10

1,716 claims finalised with lump sum

▲ +13.3% over 6 months    ▼ -5.2% over 12 months



54.7%

Lump sum - general

40.8%

Lump sum - permanent impairment

4.5%

Lump sum - election registered

Average claim cost - with lump sum



Permanent impairment

\$124,965

▲ +11.9% over 6 months  
▲ +50.3% over 12 months

General lump sum

\$158,444

▲ +15.3% over 6 months  
▲ +9.2% over 12 months

Election registered

\$708,681

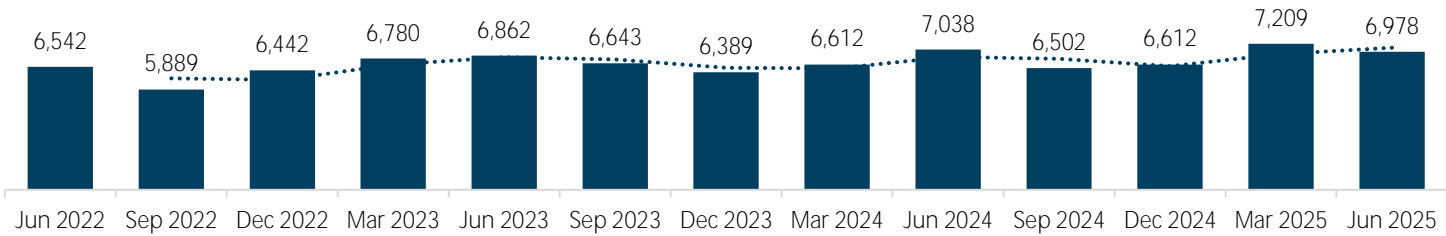
▼ -10.2% over 6 months  
▼ -1.9% over 12 months

p. 11

# SCHEME EXIT TRENDS

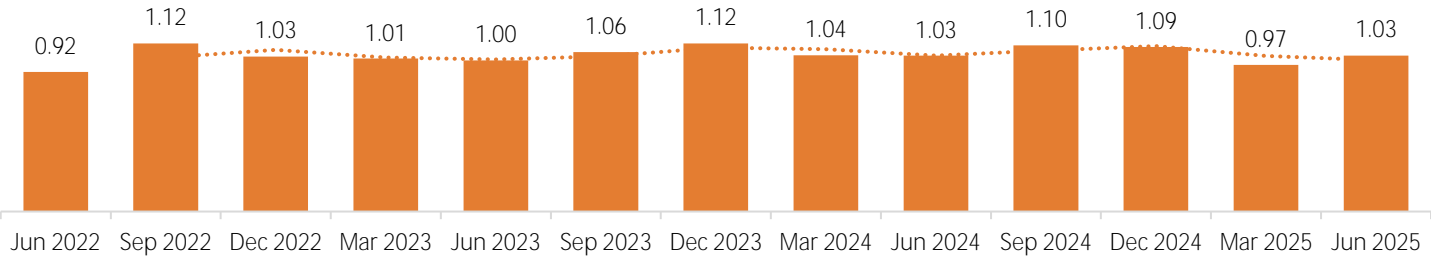
Number of claims finalised

Current	change over		
	2 years	1 year	6 months
6,978	+1.7%	-0.9%	+5.5%



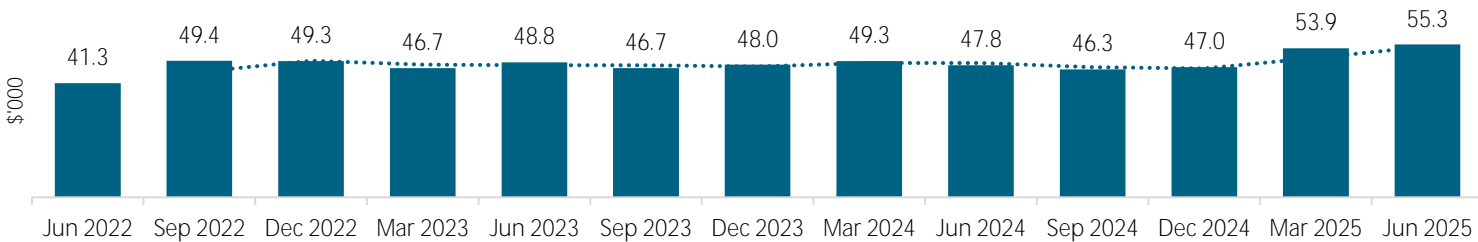
New to closed claims ratio

Current	change over		
	2 years	1 year	6 months
1.03	+3.3%	+0.2%	-5.2%



Average finalised claim cost

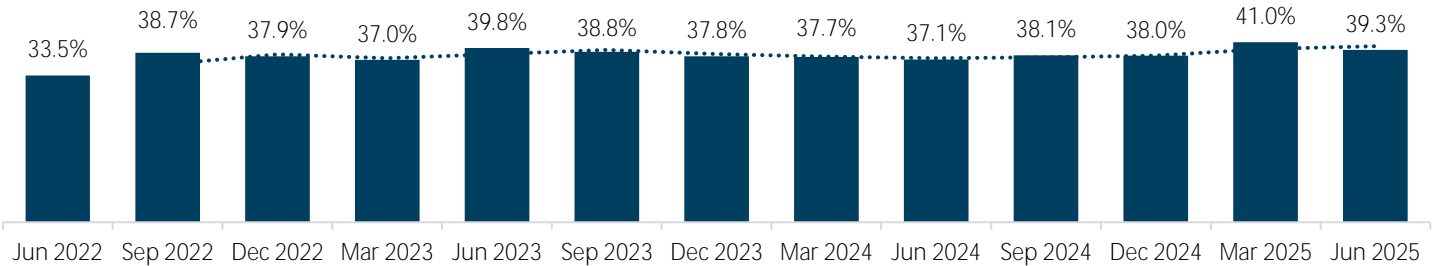
Current	change over		
	2 years	1 year	6 months
\$55,288	+13.3%	+15.7%	+17.5%



# SERVICE UTILISATION FOR FINALISED CLAIMS

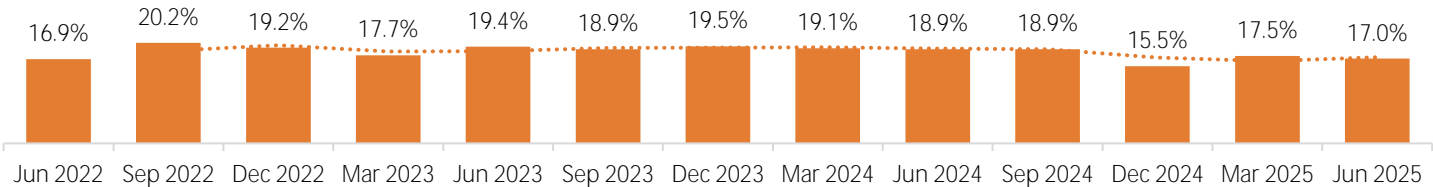
Proportion of lost-time claims with workplace rehabilitation services

Current	change over		
	2 years	1 year	6 months
39.3%	-0.5%p	+2.2%p	+1.3%p



Proportion of claims with legal payment recorded

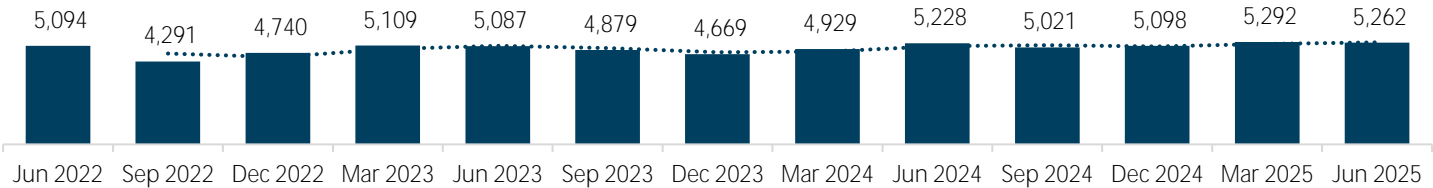
Current	change over		
	2 years	1 year	6 months
17.0%	-2.4%p	-1.9%p	+1.5%p



# CLAIMS FINALISED WITH OR WITHOUT LUMP SUMS

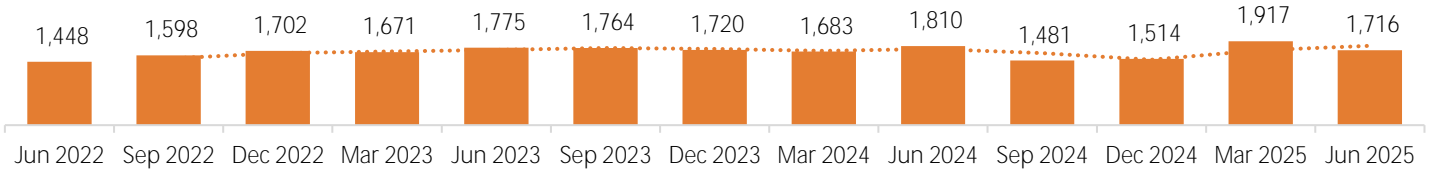
Number of claims finalised without lump sums

Current	% change over		
	2 years	1 year	6 months
5,262	+3.4%	+0.7%	+3.2%

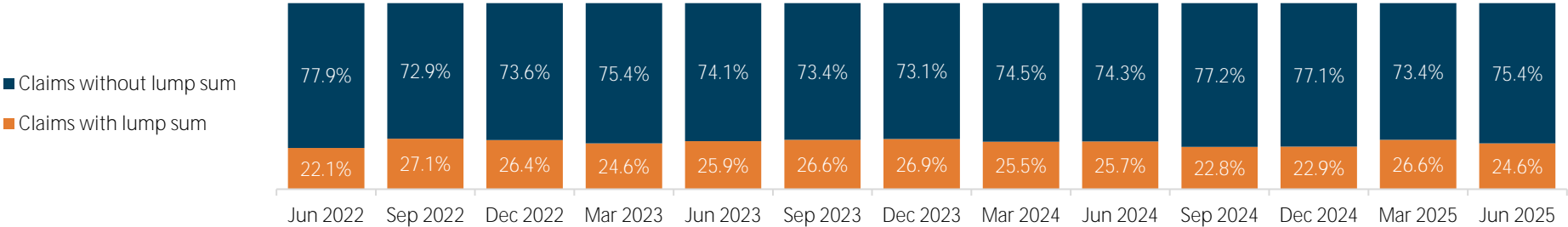


Number of claims finalised with lump sums

Current	% change over		
	2 years	1 year	6 months
1,716	-3.3%	-5.2%	+13.3%



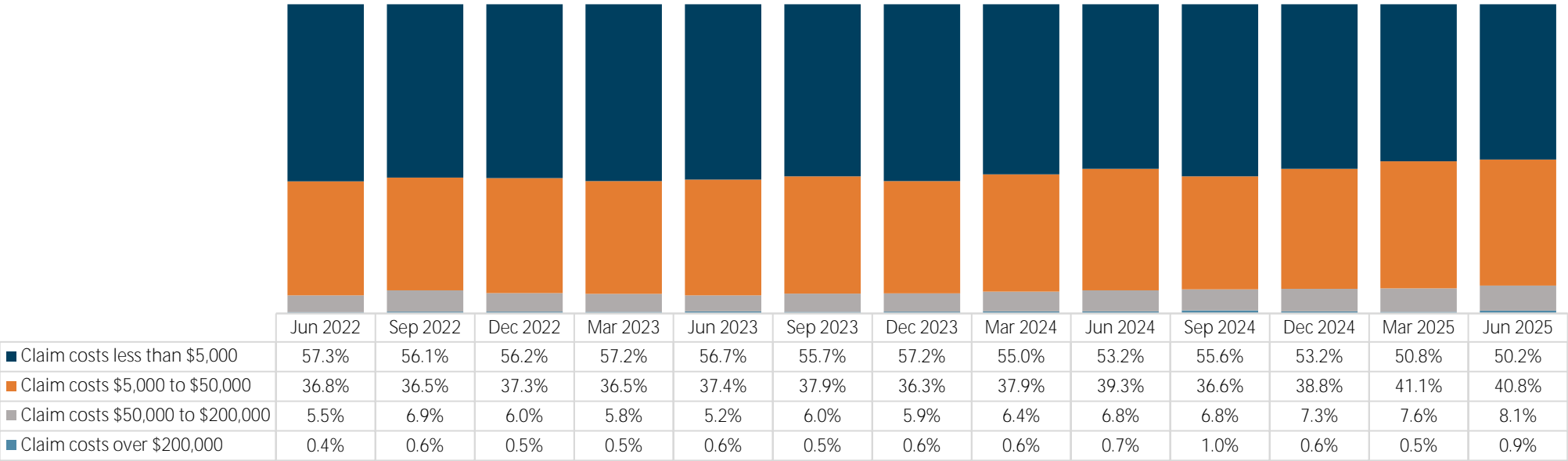
Proportion of claims finalised with or without lump sum



# SCHEME EXITS WITHOUT LUMP SUMS | CLAIM COSTS

Claims finalised without lump sum - proportion of claims by claim costs

Claims finalised without lump sum	Current	%p change over		
		2 years	1 year	6 months
Claim costs less than \$5,000	50.2%	-6.5%p	-3.0%p	-3.0%p
Claim costs \$5,000 - \$50,000	40.8%	+3.4%p	+1.5%p	+2.0%p
Claim costs \$50,000 - \$200,000	8.1%	+2.9%p	+1.3%p	+0.8%p
Claim costs over \$200,000	0.9%	+0.3%p	+0.2%p	+0.3%p

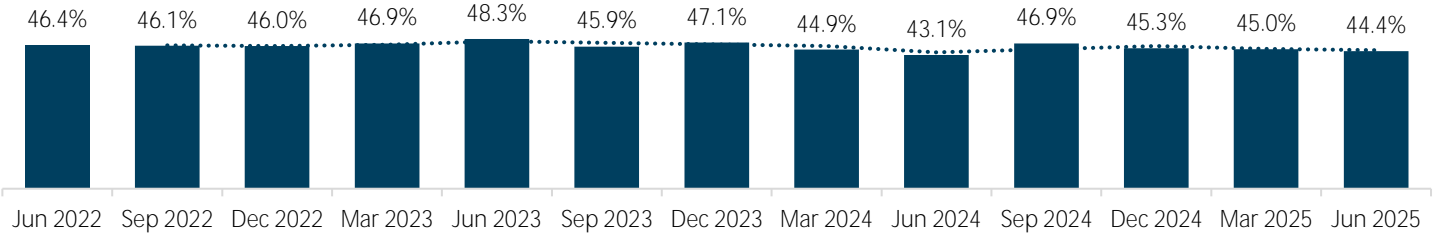




# SCHEME EXITS WITHOUT LUMP SUMS | DAYS LOST

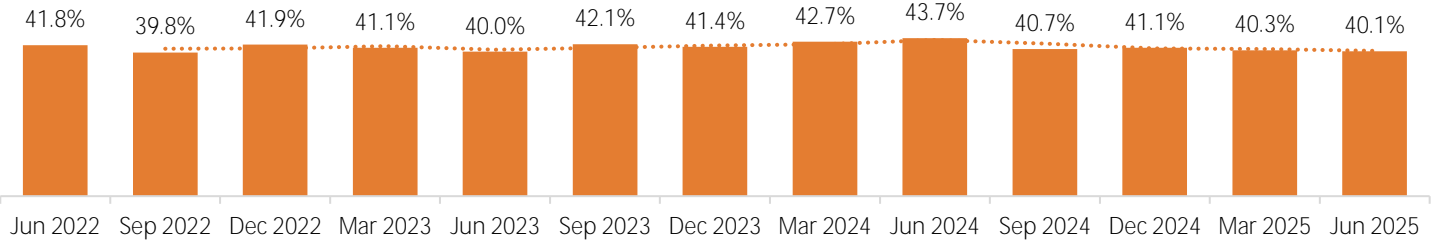
Claim finalised without lump sum  
No days lost

Current	change over		
	2 years	1 year	6 months
44.4%	-3.8%p	+1.3%p	-0.9%p



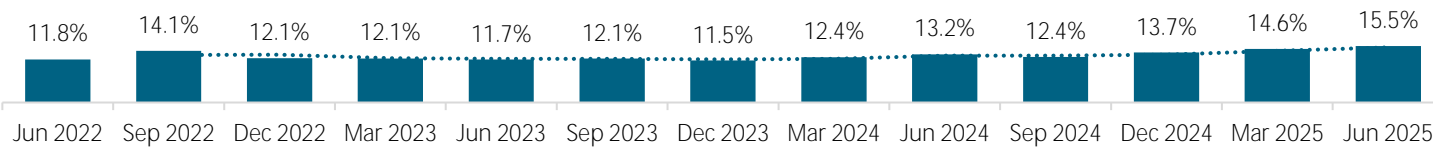
Claim finalised without lump sum  
1 - 59 days lost

Current	change over		
	2 years	1 year	6 months
40.1%	+0.1%p	-3.6%p	-1.0%p



Claim finalised without lump sum  
60+ days lost

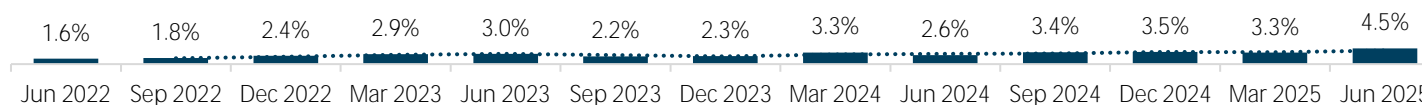
Current	change over		
	2 years	1 year	6 months
15.5%	+3.7%p	+2.3%p	+1.8%p



# SCHEME EXITS WITH LUMP SUMS

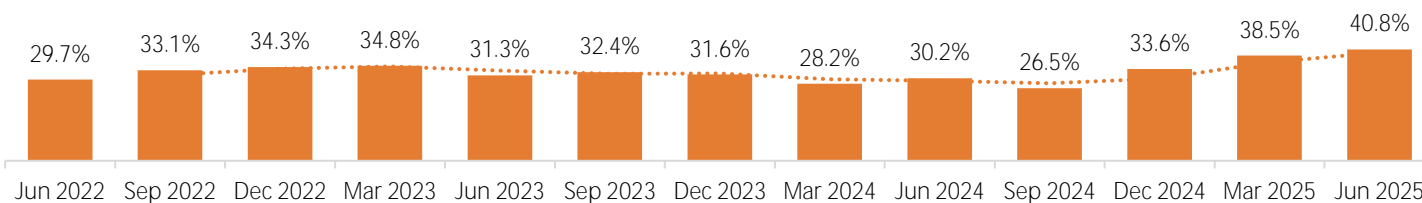
Proportion of claims finalised with lump sum - election registered

Current	change over		
	2 years	1 year	6 months
4.5%	+1.5%p	+1.9%p	+1.0%p



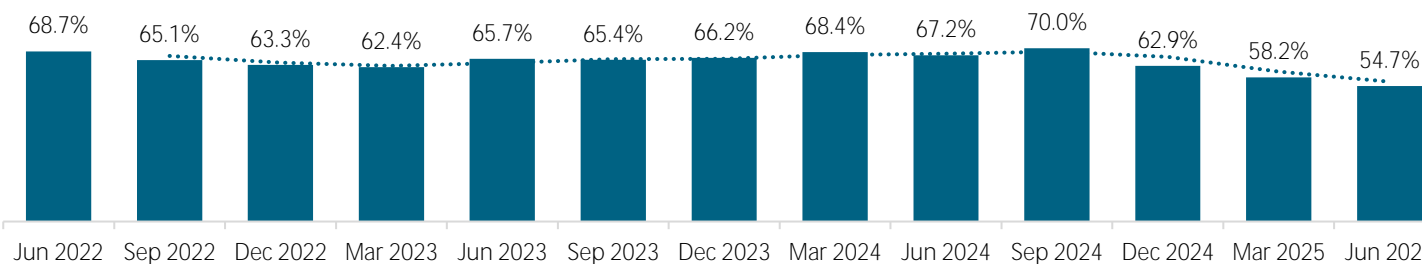
Proportion of claims finalised with lump sum - permanent impairment

Current	change over		
	2 years	1 year	6 months
40.8%	+9.5%p	+10.6%p	+7.2%p



Proportion of claims finalised with lump sum - general

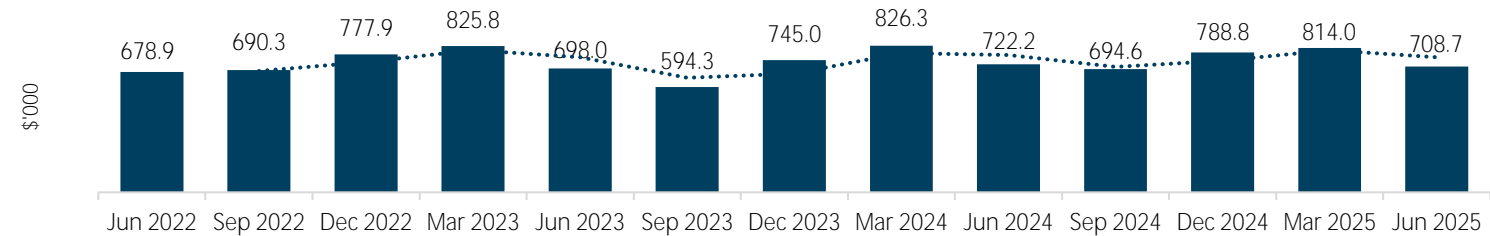
Current	change over		
	2 years	1 year	6 months
54.7%	-11.0%p	-12.5%p	-8.2%p



# SCHEME EXITS WITH LUMP SUMS | AVERAGE CLAIM COST

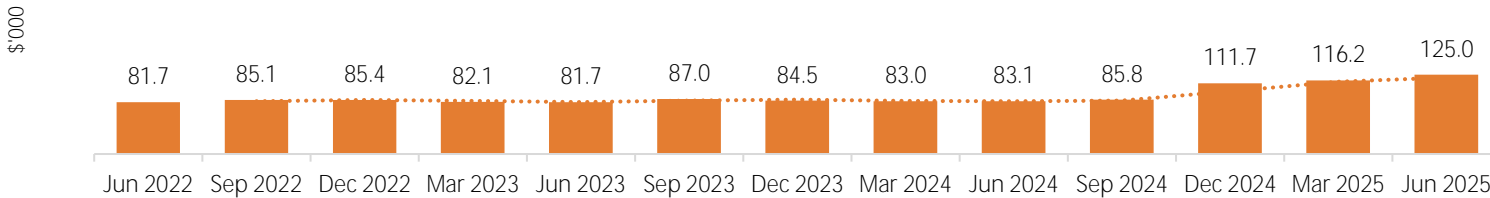
Average claim cost - finalised claim with lump sum - election registered

Current	change over		
	2 years	1 year	6 months
\$708,681	+1.5%	-1.9%	-10.2%



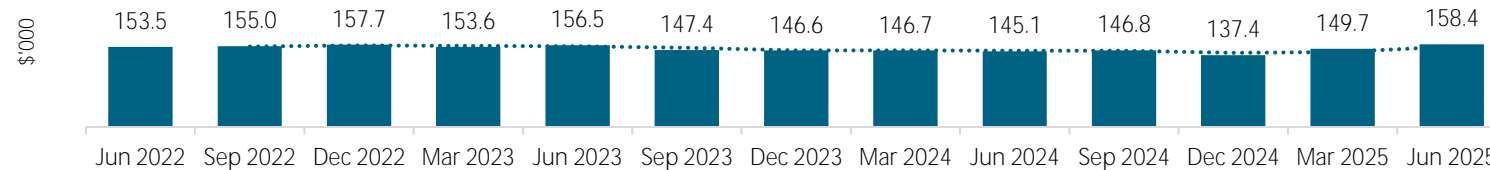
Average claim cost - finalised claim with lump sum - permanent impairment

Current	change over		
	2 years	1 year	6 months
\$124,965	+53.0%	+50.3%	+11.9%



Average claim cost - finalised claim with lump sum - general

Current	change over		
	2 years	1 year	6 months
\$158,444	+1.2%	+9.2%	+15.3%



# GLOSSARY

## Claim cost

Payments are adjusted for inflation to allow meaningful comparisons over time.

## Election registered

A Common law election to retain the right to seek damages. A worker may elect to retain the right to seek an award of damages for a workplace injury caused by negligence committed by the employer.

## Finalised claims

Claims closed during a period (i.e. an initial finalisation date is recorded).

## **Lump sum – election registered**

Finalised claim recorded in the settlement database with an election registered.

## Lump sum - permanent impairment

Finalised claim which had no election registered but recorded as a Schedule 2 settlement *under the previous Workers' Compensation and Injury Management Act 1981 or permanent impairment under the new Workers Compensation and Injury Management Act 2023* in the settlement database.

## **Lump sum – general**

Includes Section 92(f) deed settlement, Redemption, Combined Redemption/Schedule 2 under the previous *Workers' Compensation and Injury Management Act 1981* or Redemption, Combined Redemption/permanent impairment under the new *Workers Compensation and Injury Management Act 2023* and claims with lump sum payment but not recorded in the settlement database.

## n.c.

No change.

## %p change over

Percentage point change measures the difference of two percentage values.

## Permanent impairment settlement

Based on a fixed formula that measures the type and severity of the permanent injury or illness. Previously known as a Schedule 2 settlement under the previous *Workers' Compensation and Injury Management Act 1981*.