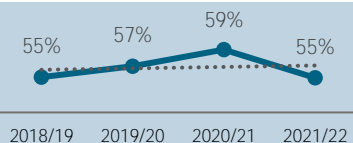


MUSCULOSKELETAL DISORDER CLAIMS

Musculoskeletal disorder (MSD) claims include traumatic joint/ligament and muscle/tendon injury and musculoskeletal and connective tissue diseases based on the national Type of Occurrence Classification System (TOOCS).

The majority of claims in the WA workers' compensation scheme are associated with MSD. Accounting for 55% of all lost-time claims, this trend remained stable since 2018/19.



MAJORITY OF LOST-TIME CLAIMS ARE MSD

In 2021/22...

55%

of the total lost-time claims lodged (15,403) were MSD claims (8,472)

24 weeks

was the average time off work as a result of an MSD injury

23 per day

the number MSD injury related claims lodged every day




Between 2018/19 - 2021/22...

33,705

MSD lost-time claims

MSD claims consistently represent **MORE THAN HALF** of workers' compensation lost-time claims



FREQUENCY RATE AND INCIDENCE RATE | 2017/18 - 2020/21*

Increased from 4.0 to...

4.3 claims

per million hours worked

▲ 9%
Frequency rate

Increased from 6.7 to...

7.1 claims

per thousand workers

▲ 6%
Incidence rate

*The 2021/22 frequency and incidence rates were not available at the time of publication.

1 out of 141 workers lodged a MSD claim in 2020/21



TOP INDUSTRIES | 2021/22



17.8%

Health care and social assistance



12.8%

Mining



11.2%

Construction

HEALTH CARE AND SOCIAL ASSISTANCE

had the most MSD claims in 2021/22

1,506

MSD claims



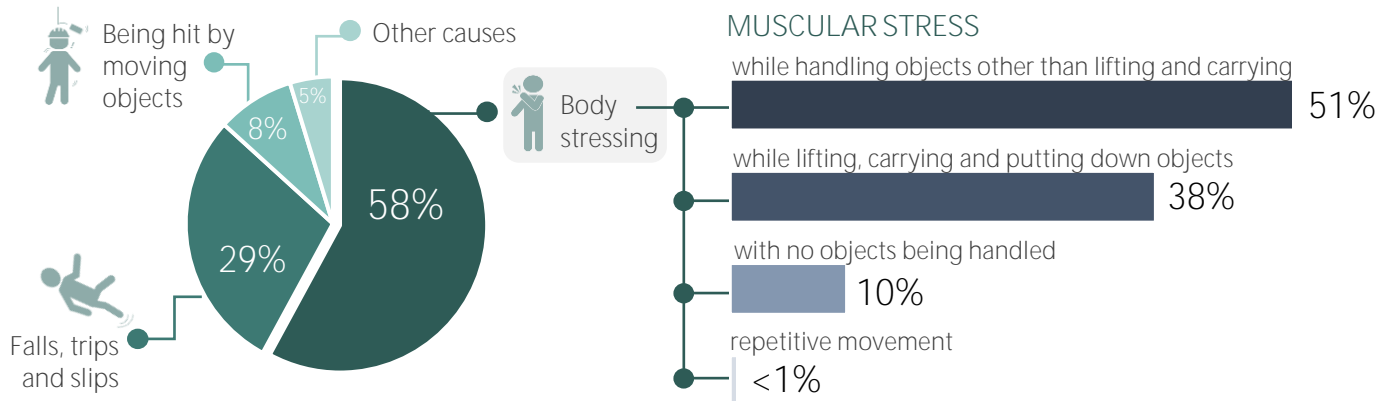
786

Other injuries/diseases

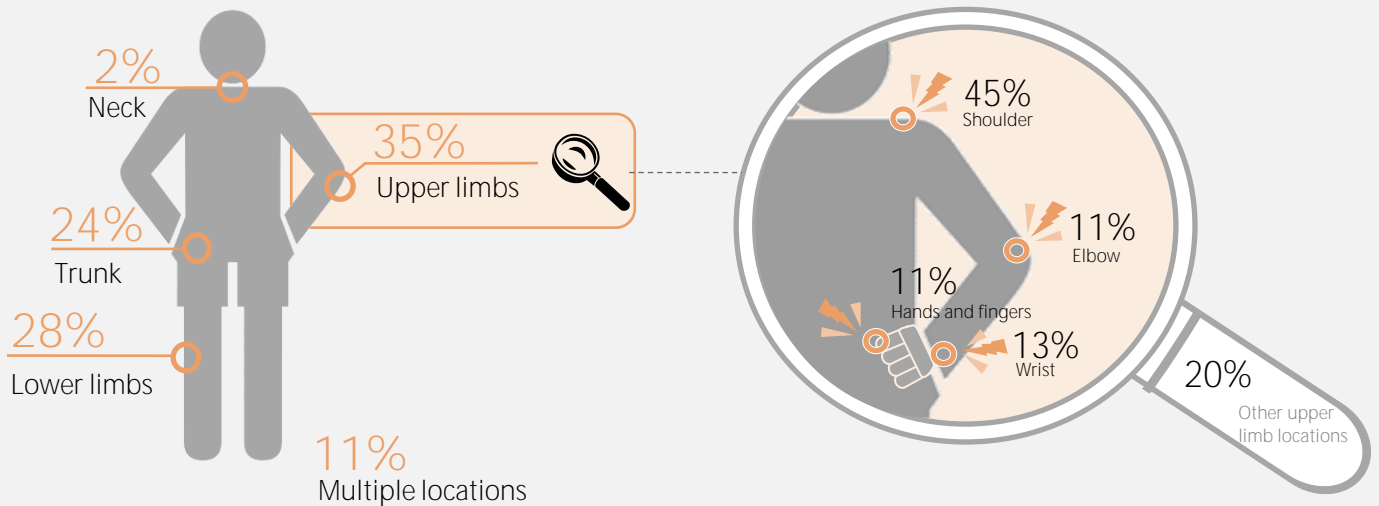
MSDs accounted for **two-thirds** of lost-time claims in the Health care and social assistance industry

MUSCULOSKELETAL DISORDER CLAIMS

CAUSES OF MSD CLAIMS | 2021/22



BODILY LOCATION OF MSD INJURIES | 2021/22



PROFILE OF MSD CLAIMS | 2021/22

