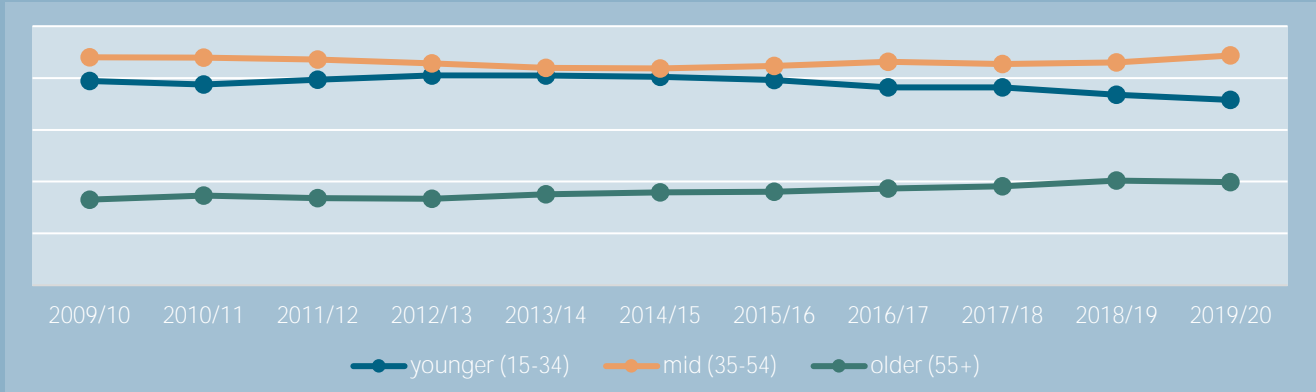


WA's Ageing Workforce and Workers' Compensation

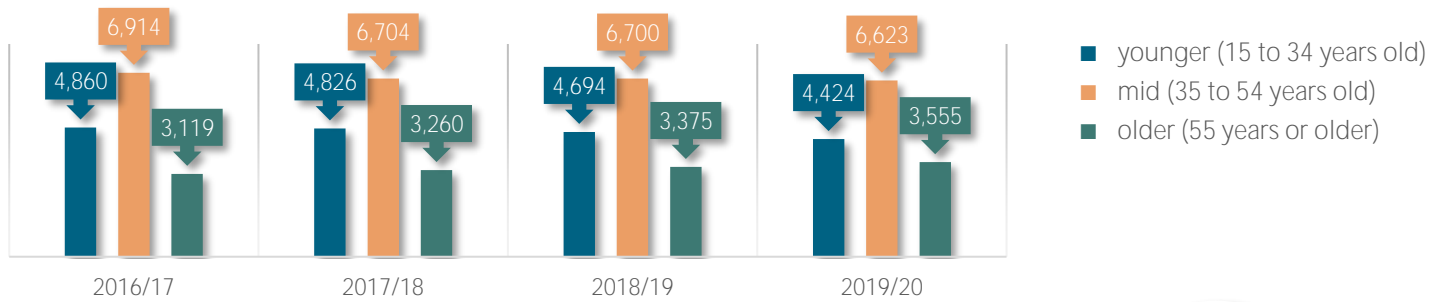
The workforce in Western Australia (WA) is ageing. Over the last decade, while the total WA labour force increased by 8%, the number of employees in the older age band (55 years or older) increased at a higher rate (+30%). In 2019/20, the older age group accounted for 20% of the WA working population.



Source: Australian Bureau of Statistics - Catalogue 6291.0.55.001, Labour Force, Australia, Detailed, December 2020.

Comparison of claims by age groups

Between 2016/17 and 2019/20, the total number of lost-time claims lodged in WA show a stable to decreasing trend. However, the older age group was the only age group to experience an increase (+15%) in lost-time claims, whereas the younger and mid age groups showed a decrease (-9% and -4% respectively).



In 2019/20, the older age group accounted for almost a quarter of all lost-time claims. This proportion increased over the last four years (from 21% in 2016/17).

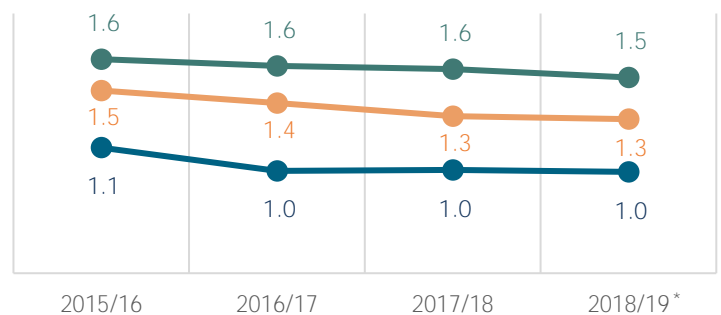


Incidence rate indicates the prevalence of workers' compensation claims by measuring the number of lost-time claims per hundred employees.

Although accounting for the smallest proportion, the older age group maintained the highest incidence rate amongst the age groups across four years.

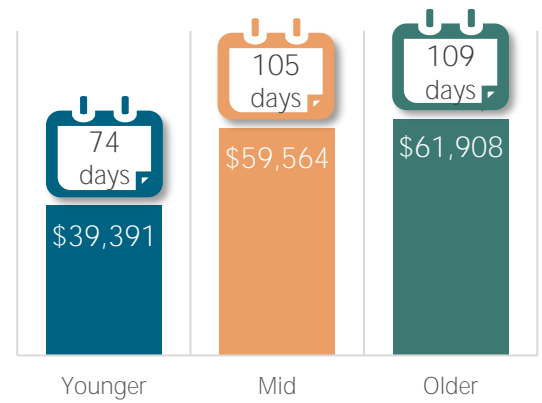
The most recent data shows workers from the older age group were more likely to lodge a lost-time claim. On average, 1.5 lost-time claims were lodged for every 100 employees in the older age group.

Incidence rate - lost-time claims per 100 employees



* 2019/20 figures were unavailable at the time of publication.

On average, claimants from the older age group consistently had the highest number of days lost over four years. In 2019/20, the older age group averaged 109 days off work due to a work-related injury/disease. This is higher in comparison to the younger age group (74 days) and mid age group (105 days).



Along with higher average days lost, the average claim cost for the older age group was also the highest amongst the age groups. In the latest year, the average claim cost for the older age group was \$61,908 compared with the mid age group (\$59,564) and younger age group (\$39,391).

Claimant characteristics | Older age group | 2019/20

Top occupations



21%

Community & personal service workers



18%

Machinery operators & drivers



18%

Technicians & trades workers

Top industries



21%

Health care & social assistance



15%

Education & training

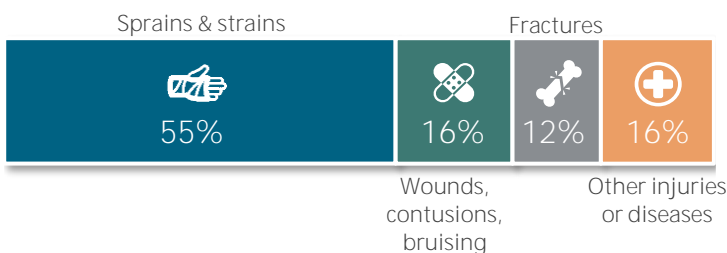


9%

Public administration & safety

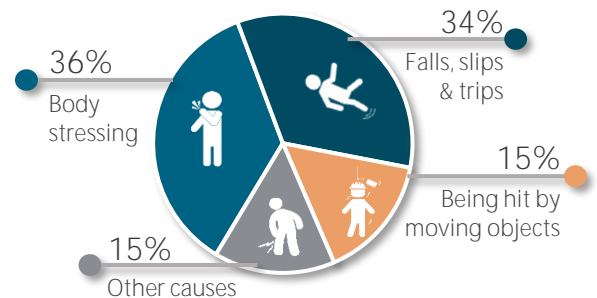
Nature of injury/disease

Sprains and strains is the most common type of work-related injury for workers aged 55 years or over who lodged a lost-time claim (1,960 claims in 2019/20).



Mechanism of incident

The two leading causes of claims lodged by the older age group were body stressing (36%), and falls, slips and trips (34%) in 2019/20.



Gender comparison

In 2019/20, lost-time claims lodged by the older age group consisted of 57% males and 43% females. Incidence rate for males (1.7) was also higher than females (1.4).



Stay informed

For more statistical information on WA workers' compensation, please visit our 'Reports and statistics' page on our website:

 workcover.wa.gov.au

 @WorkCoverWA

 @WorkCoverWA